



# Homelessness in the Australian Capital Territory



1,758

There are 1,758 people experiencing homelessness in the ACT

Homelessness in the ACT - Rate per 10,000 population



50.0 per 10,000

0 48.9 National Average 200

400

600

800

1000

Aboriginal and Torres Strait Islander homelessness in the ACT

Rate per 10,000 ACT ATSI population



501.0 per 10,000


0 200 400 487.9 National ATSI Average 600

800

1000

## How old are they?

AS POPULATIONS AND PERCENTAGES



	NUMBER	%
Over 75	20	0.9
65-74	40	2.5
55-64	112	6.6
45-54	226	12.5
35-44	314	17.5
25-34	319	18
19-24	255	14.1
12-18	211	11.8
Under 12	289	16.2

## Why are they homeless?

AS PERCENTAGES

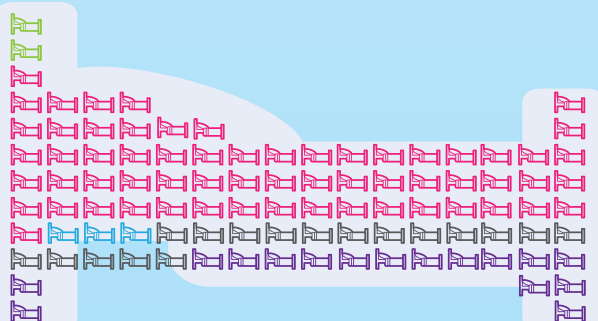


<b>Financial difficulties</b> housing stress, unemployment	17
<b>Accommodation issues</b> housing crisis, inadequate or inappropriate dwellings	37
<b>Domestic violence and relationship issues</b> time out from family, family breakdown, violence and assault	29
<b>Health reasons</b> mental health issues, substance abuse issues	5
<b>Other</b> transition from care/custody, lack of support, discrimination	13

## Where do they stay?

AS PERCENTAGES  
National Average

Rough sleeping	2	6
Supported accommodation for the homeless	62	20
Boarding houses	3	17
Severely overcrowded dwellings	16	39
Staying with other households	18	17
Other temporary accommodation	0	1



## Who are they?

AS POPULATIONS

Sleeping out: male 22 female 9



Staying with others: male 153 female 162



Overcrowded dwellings: male 138 female 139



### REFERENCES

Australian Bureau of Statistics, *Census of Population and Housing: Estimating Homelessness*, 2012  
Australian Institute of Health and Welfare, *Specialist Homelessness Services 2012-13*, 2013



**Homelessness Australia**

Unit 2, 15 Hall St, Lyneham, ACT, 2602

[www.homelessnessaustralia.org.au](http://www.homelessnessaustralia.org.au)

Homelessness Australia

@HomelessnessAus



# Homelessness in New South Wales



**28,191**

**Homelessness in NSW** - Rate per 10,000 population



0 **48.9** National Average

200

400

600

800


1000

**40.8 per 10,000**

28,191 people are experiencing homelessness in NSW - more people than any other state.

## How old are they?

AS POPULATIONS AND PERCENTAGES



	NUMBER	%
Over 75	693	2.5
65-74	1283	4.6
55-64	2554	9.1
45-54	3859	13.7
35-44	3890	13.8
25-34	5361	19
19-24	4277	15.2
12-18	2642	9.4
Under 12	3632	12.9

## Why are they homeless?

AS PERCENTAGES



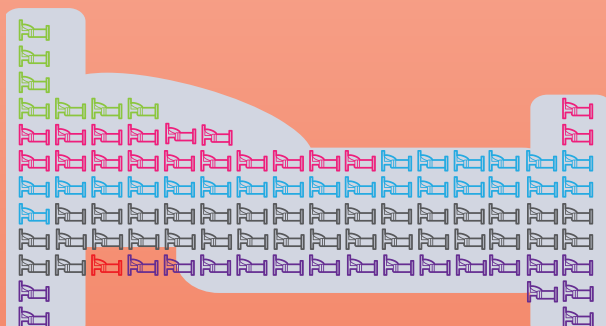
<b>Financial difficulties</b> housing stress, unemployment	22
<b>Accommodation issues</b> housing crisis, inadequate or inappropriate dwellings	28
<b>Domestic violence and relationship issues</b> time out from family, family breakdown, violence and assault	31
<b>Health reasons</b> mental health issues, substance abuse issues	7
<b>Other</b> transition from care/custody, lack of support, discrimination	12

## Where do they stay?

AS PERCENTAGES

National Average

Rough sleeping	7	6
Supported Accommodation for the homeless	18	20
Boarding Houses	23	17
Overcrowded dwellings	34	39
Staying with other households	18	17
Other temporary accommodation	1	1



## Who are they?

AS POPULATIONS

**Total:** male 16,788, female 11,403



**Sleeping rough:** male 1,434, female 488



**Specialist homelessness services:**  
male 2,448, female 2,479



### REFERENCES

Australian Bureau of Statistics, *Census of Population and Housing: Estimating Homelessness*, 2012  
Australian Institute of Health and Welfare, *Specialist Homelessness Services 2012-13*, 2013



**Homelessness Australia**

Unit 2, 15 Hall St, Lyneham, ACT, 2602

[www.homelessnessaustralia.org.au](http://www.homelessnessaustralia.org.au)

Homelessness Australia

@HomelessnessAus



# Homelessness in Victoria



**22,773**

**Homelessness in VIC** - Rate per 10,000 population



0 **48.9** National Average

200

400

600

800


1000

**42.6 per 10,000**

22,773 people are experiencing homelessness in Victoria.

## How old are they?

AS POPULATIONS AND PERCENTAGES



	NUMBER	%
Over 75	374	1.6
65-74	747	3.3
55-64	1591	7
45-54	2548	11.2
35-44	3177	14
25-34	4581	20.1
19-24	3834	16.8
12-18	2283	10
Under 12	3638	16

## Why are they homeless?

AS PERCENTAGES




<b>Financial difficulties</b> housing stress, unemployment	22
<b>Accommodation issues</b> housing crisis, inadequate or inappropriate dwellings	29
<b>Domestic violence and relationship issues</b> time out from family, family breakdown, violence and assault	33
<b>Health reasons</b> mental health issues, substance abuse issues	3
<b>Other</b> transition from care/custody, lack of support, discrimination	14

## Where do they stay?

AS PERCENTAGES

National Average

Rough sleeping	5	6
Supported Accommodation for the homeless	34	20
Boarding Houses	19	17
Overcrowded dwellings	27	39
Staying with other households	15	17
Other temporary accommodation	0	1



## Who are they?

AS POPULATIONS

**Total:** male 12,968, female 9,805



**Sleeping rough:** male 789, female 302



**Specialist homelessness services:**  
male 3,739, female 4,105



### REFERENCES

Australian Bureau of Statistics, *Census of Population and Housing: Estimating Homelessness*, 2012  
Australian Institute of Health and Welfare, *Specialist Homelessness Services 2012-13*, 2013



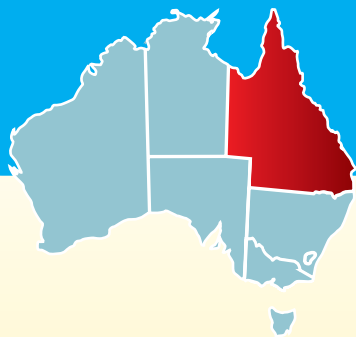
**Homelessness Australia**

Unit 2, 15 Hall St, Lyneham, ACT, 2602

[www.homelessnessaustralia.org.au](http://www.homelessnessaustralia.org.au)

Homelessness Australia

@HomelessnessAus



# Homelessness in Queensland



**19,831**

**Homelessness in QLD** - Rate per 10,000 population



48.9 National Average


200 400 600 800 1000

**45.8 per 10,000**

19,831 people are experiencing homelessness in Queensland.

## How old are they?


AS POPULATIONS AND PERCENTAGES



	NUMBER	%
Over 75	434	2.2
65-74	994	5
55-64	2014	10.2
45-54	2370	12
35-44	2646	13.3
25-34	3290	16.6
19-24	2627	13.2
12-18	2025	10.2
Under 12	3432	17.3

## Why are they homeless?

AS PERCENTAGES



<b>Financial difficulties</b> housing stress, unemployment	25
<b>Accommodation issues</b> housing crisis, inadequate or inappropriate dwellings	34
<b>Domestic violence and relationship issues</b> time out from family, family breakdown, violence and assault	24
<b>Health reasons</b> mental health issues, substance abuse issues	3
<b>Other</b> transition from care/custody, lack of support, discrimination	13

## Where do they stay?

AS PERCENTAGES

National Average

Rough sleeping	8	6
Supported Accommodation for the homeless	19	20
Boarding Houses	19	17
Overcrowded dwellings	31	39
Staying with other households	22	17
Other temporary accommodation	1	1



## Who are they?

AS POPULATIONS

**Total:** male 11,326, female 8,507



**Sleeping rough:** male 990, female 590



**Specialist homelessness services:**  
male 1,880, female 1,907



### REFERENCES

Australian Bureau of Statistics, *Census of Population and Housing: Estimating Homelessness*, 2012  
Australian Institute of Health and Welfare, *Specialist Homelessness Services 2012-13*, 2013



**Homelessness Australia**

Unit 2, 15 Hall St, Lyneham, ACT, 2602

[www.homelessnessaustralia.org.au](http://www.homelessnessaustralia.org.au)

Homelessness Australia

@HomelessnessAus



# Homelessness in Western Australia



**9,595**

**Homelessness in WA** - Rate per 10,000 population



0 **48.9** National Average

200

400

600

800


1000

**42.8 per 10,000**

9,595 people are experiencing homelessness in Western Australia.

## How old are they?

AS POPULATIONS AND PERCENTAGES



	NUMBER	%
Over 75	198	2.1
65-74	431	4.5
55-64	867	9
45-54	1116	11
35-44	1391	14
25-34	1819	19
19-24	1346	14
12-18	934	9.7
Under 12	1493	15.6

## Why are they homeless?

AS PERCENTAGES



SHS supported 21,359 clients in WA in 2011-12  
Of the SHS clients, 6,866 were Aboriginal and Torres Strait Islander and 12,616 were non-Aboriginal and Torres Strait Islander

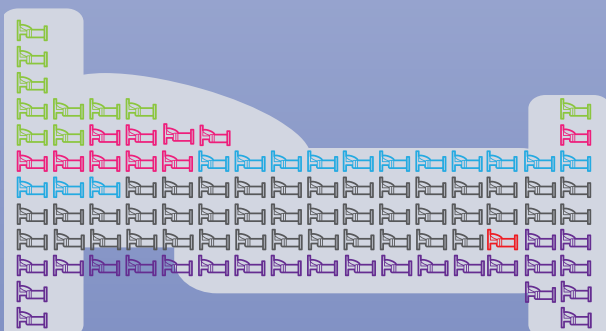
<b>Financial difficulties</b> housing stress, unemployment	<b>28</b>
<b>Accommodation issues</b> housing crisis, inadequate or inappropriate dwellings	<b>19</b>
<b>Domestic violence and relationship issues</b> time out from family, family breakdown, violence and assault	<b>34</b>
<b>Health reasons</b> mental health issues, substance abuse issues	<b>5</b>
<b>Other</b> transition from care/custody, lack of support, discrimination	<b>14</b>

## Where do they stay?

AS PERCENTAGES

National Average

Rough sleeping	<b>10</b>	6
Supported Accommodation for the homeless	<b>10</b>	20
Boarding Houses	<b>14</b>	17
Overcrowded dwellings	<b>43</b>	39
Staying with other households	<b>23</b>	17
Other temporary accommodation	<b>1</b>	1



## Who are they?

AS POPULATIONS

**Total:** male 5,356, female 4,236



**Sleeping rough:** male 595, female 332



**Specialist homelessness services:**

male 2,045, female 2,107



### REFERENCES

Australian Bureau of Statistics, *Census of Population and Housing: Estimating Homelessness*, 2012  
Australian Institute of Health and Welfare, *Specialist Homelessness Services 2012-13*, 2013



**Homelessness Australia**

Unit 2, 15 Hall St, Lyneham, ACT, 2602

[www.homelessnessaustralia.org.au](http://www.homelessnessaustralia.org.au)

Homelessness Australia

@HomelessnessAus





# Homelessness in Tasmania



**1,579**

**Homelessness in TAS** - Rate per 10,000 population



0 **48.9** National Average

200

400

600

800


1000

**31.9 per 10,000**

1,579 people are experiencing homelessness in Tasmania.  
The rate of 31.9 per 10,000 is the lowest in Australia

## How old are they?

AS POPULATIONS AND PERCENTAGES



	NUMBER	%
Over 75	33	2
65-74	71	5
55-64	151	9.6
45-54	201	12.7
35-44	239	15.1
25-34	255	16.1
19-24	202	12.8
12-18	193	12.2
Under 12	236	14.9

## Why are they homeless?

AS PERCENTAGES

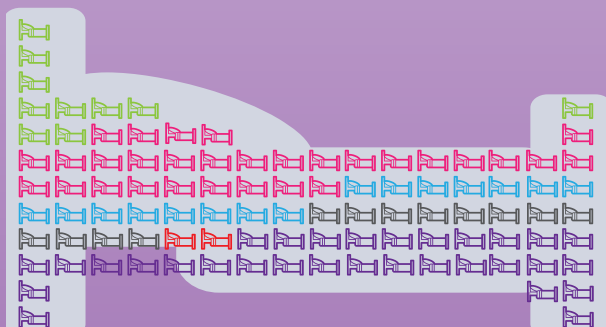


<b>Financial difficulties</b> housing stress, unemployment	21
<b>Accommodation issues</b> housing crisis, inadequate or inappropriate dwellings	32
<b>Domestic violence and relationship issues</b> time out from family, family breakdown, violence and assault	26
<b>Health reasons</b> mental health issues, substance abuse issues	4
<b>Other</b> transition from care/custody, lack of support, discrimination	17

## Where do they stay?

AS PERCENTAGES  
National Average

Rough sleeping	10	6
Supported Accommodation for the homeless	30	20
Boarding Houses	15	17
Overcrowded dwellings	12	39
Staying with other households	32	17
Other temporary accommodation	2	1



## Who are they?

AS POPULATIONS

**Total:** male 920, female 661



**Boarding houses:** male 112, female 45



**Severely overcrowded dwellings:** male 99, female 84



### REFERENCES

Australian Bureau of Statistics, *Census of Population and Housing: Estimating Homelessness*, 2012  
Australian Institute of Health and Welfare, *Specialist Homelessness Services 2012-13*, 2013



**Homelessness Australia**

Unit 2, 15 Hall St, Lyneham, ACT, 2602

[www.homelessnessaustralia.org.au](http://www.homelessnessaustralia.org.au)

Homelessness Australia

@HomelessnessAus



# Homelessness in South Australia



**5,985**

Homelessness in SA - Rate per 10,000 population



0 **48.9** National Average

200

400

600

800


1000

**37.5 per 10,000**

5,985 people are experiencing homelessness in South Australia.

## How old are they?

AS POPULATIONS AND PERCENTAGES



	NUMBER	%
Over 75	96	1.6
65-74	213	3.6
55-64	509	8.5
45-54	804	13.4
35-44	890	14.9
25-34	1079	18
19-24	824	13.8
12-18	626	10.5
Under 12	939	15.7

## Why are they homeless?

AS PERCENTAGES



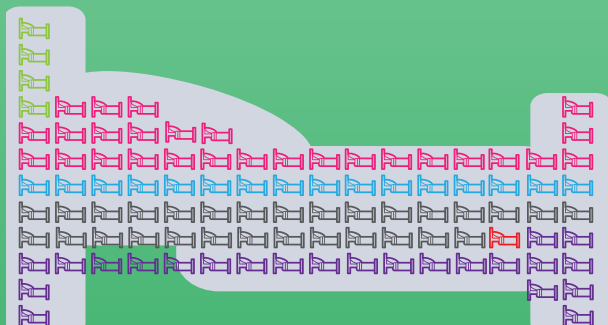
<b>Financial difficulties</b> housing stress, unemployment	<b>8</b>
<b>Accommodation issues</b> housing crisis, inadequate or inappropriate dwellings	<b>42</b>
<b>Domestic violence and relationship issues</b> time out from family, family breakdown, violence and assault	<b>33</b>
<b>Health reasons</b> mental health issues, substance abuse issues	<b>2</b>
<b>Other</b> transition from care/custody, lack of support, discrimination	<b>14</b>

## Where do they stay?

AS PERCENTAGES

National Average

Rough sleeping	<b>4</b>	6
Supported Accommodation for the homeless	<b>27</b>	20
Boarding Houses	<b>16</b>	17
Overcrowded dwellings	<b>29</b>	39
Staying with other households	<b>23</b>	17
Other temporary accommodation	<b>1</b>	1



## Who are they?

AS POPULATIONS

**Total:** male 3,376, female 2,505



**Boarding houses:** male 768, female 208



**Specialist homelessness services:**  
male 728, female 892



### REFERENCES

Australian Bureau of Statistics, *Census of Population and Housing: Estimating Homelessness*, 2012  
Australian Institute of Health and Welfare, *Specialist Homelessness Services 2012-13*, 2013



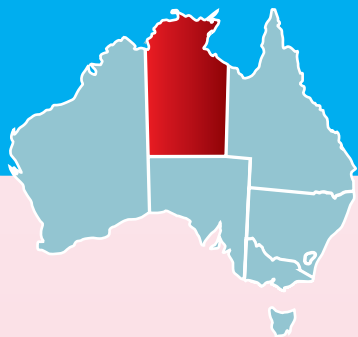
**Homelessness Australia**

Unit 2, 15 Hall St, Lyneham, ACT, 2602

[www.homelessnessaustralia.org.au](http://www.homelessnessaustralia.org.au)

Homelessness Australia

@HomelessnessAus



# Homelessness in the Northern Territory



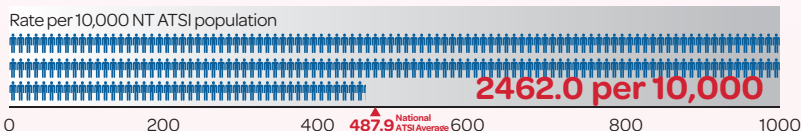
**15,479**

Most of the 15,479 homeless in the NT are of Aboriginal and Torres Strait Islander descent.

## Homelessness in the NT - Rate per 10,000 population




## Aboriginal and Torres Strait Islander homelessness in the NT



## How old are they?

AS POPULATIONS AND PERCENTAGES



	NUMBER	%
Over 75	189	1.2
65-74	389	2.5
55-64	845	5.5
45-54	1380	8.9
35-44	1940	12.5
25-34	2606	16.8
19-24	1947	12.6
12-18	2000	12.9
Under 12	4183	27

## Why are they homeless?

AS PERCENTAGES

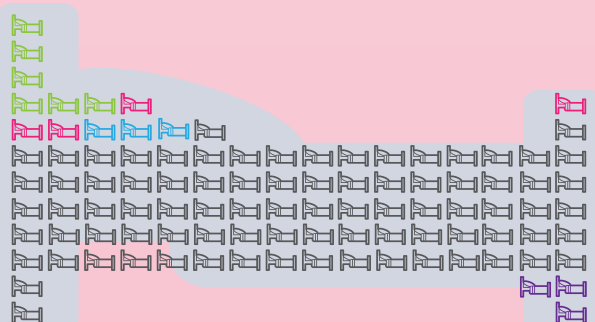


<b>Financial difficulties</b> housing stress, unemployment	<b>16</b>
<b>Accommodation issues</b> housing crisis, inadequate or inappropriate dwellings	<b>20</b>
<b>Domestic violence and relationship issues</b> time out from family, family breakdown, violence and assault	<b>44</b>
<b>Health reasons</b> mental health issues, substance abuse issues	<b>4</b>
<b>Other</b> transition from care/custody, lack of support, discrimination	<b>16</b>

## Where do they stay?

AS PERCENTAGES

		National Average
Rough sleeping	<b>6</b>	6
Supported Accommodation for the homeless	<b>4</b>	20
Boarding Houses	<b>3</b>	17
Overcrowded dwellings	<b>85</b>	39
Staying with other households	<b>3</b>	17
Other temporary accommodation	<b>0</b>	1



## Who are they?

AS POPULATIONS

**Sleeping out:** male 493 female 345



**Overcrowded dwellings:** male 6,356 female 6,817



Females in the NT are more likely than males to be homeless (70 in 1000 males and 76 in 1000 females).

### REFERENCES

Australian Bureau of Statistics, *Census of Population and Housing: Estimating Homelessness*, 2012  
 Australian Institute of Health and Welfare, *Specialist Homelessness Services 2012-13*, 2013



### Homelessness Australia

Unit 2, 15 Hall St, Lyneham, ACT, 2602  
[www.homelessnessaustralia.org.au](http://www.homelessnessaustralia.org.au)

Homelessness Australia

@HomelessnessAus